

# Disney · PIXAR FINDING DORY

**MAKE & HANG!**

## CHARACTER MOBILE

### YOU WILL NEED

**PRINTER  
PAPER  
SCISSORS**

**GLUE STICK  
(OR) TAPE  
STRING**

TIP » Card stock paper works best

**ADULT SUPERVISION REQUIRED**

### DIRECTIONS

- 1 Print the following 7 pages
- 2 Cut out images along dotted lines
- 3 Follow directions for each cutout
- 4 Attach top and bottom pieces as instructed on the cutout page
- 5 Attach character cutouts as shown
- 6 Hang your mobile up in your room!

**Print the following pages  
to get started!**



**IN THEATERS JUNE 17**

©2016 Disney/Pixar. All rights reserved.

FOLD HERE »

CUT ALONG WHITE LINE



+ HOLES

Disney · PIXAR

FINDING

**DORY**

**FAMILY  
AND FRIENDS**

Disney · PIXAR

FINDING

**DORY**

**FAMILY  
AND FRIENDS**





FOLD HERE »

CUT ALONG WHITE LINE  + HOLES



FOLD HERE »


CUT ALONG WHITE LINE 





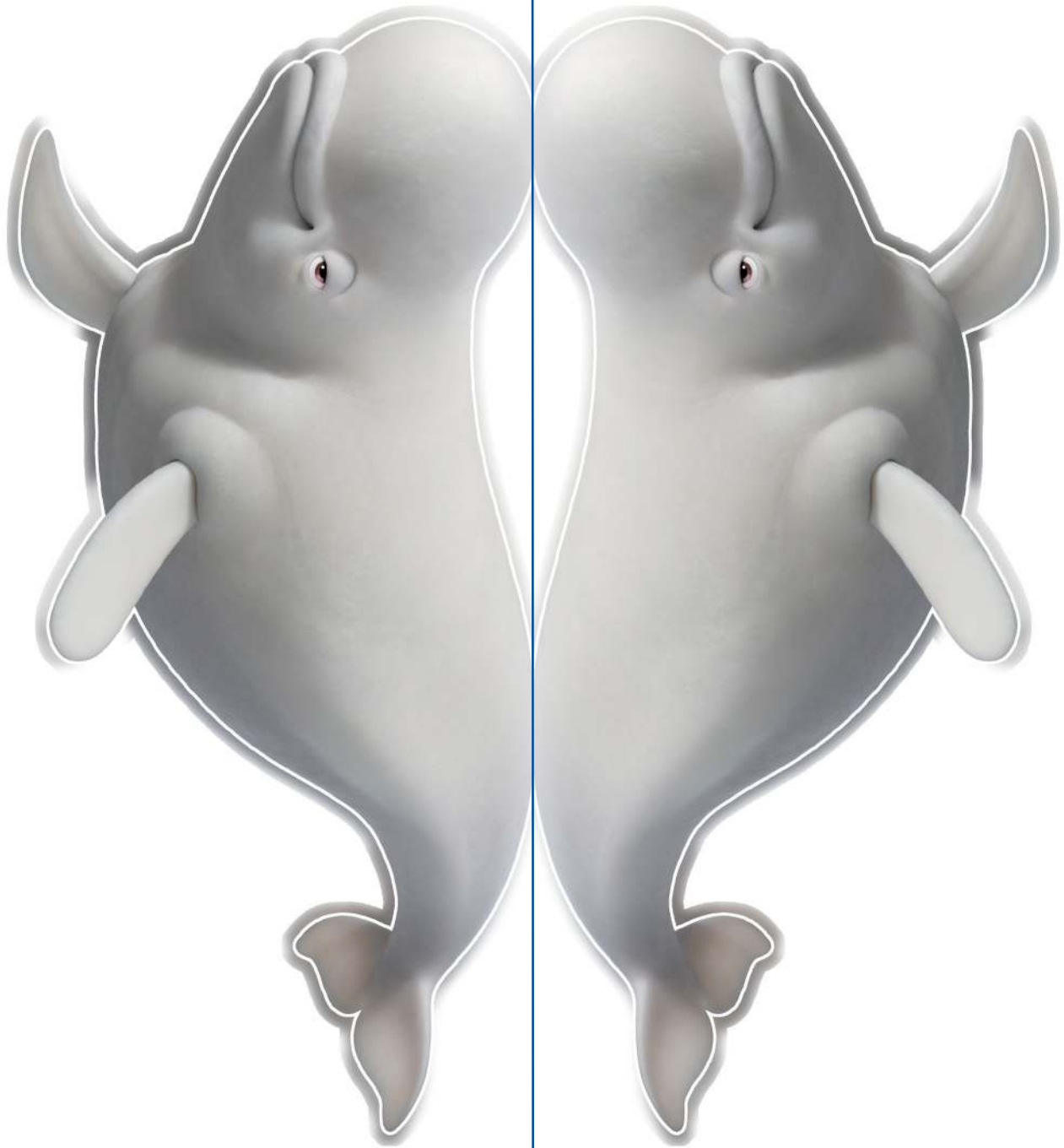
FOLD HERE »

CUT ALONG WHITE LINE 



FOLD HERE »

CUT ALONG WHITE LINE




FOLD HERE »


CUT ALONG WHITE LINE



ASSEMBLY STEP 1



ASSEMBLY STEP 2



ASSEMBLY STEP 3

