

How to play **BINGO'S BINGO**

Bingo

Rolly

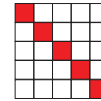
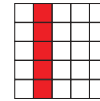
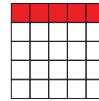
PREPARATION

1. Have a grown up cut out the picture squares below and four BINGO boards on the next page.
2. Put picture squares face down in a pile and mix up.
3. Give each player a BINGO board and begin game play!

GAME PLAY

1. Have one player select one picture square from the pile.
2. Once one picture is chosen, have each player cover that picture on their BINGO board with a token or coin.
3. Players take turns selecting picture squares from the pile and covering them on their board. Game play continues until one player gets BINGO!
4. Shout out "BINGO!" when 5 pictures in a row or diagonal are covered on your BINGO board (examples below).
The middle square is a free space.

WAYS TO WIN:



PICTURE SQUARES

Blue Game Mat 	Rolly's Bone 	Hissy's Paw 	Rolly's Skateboard 	Bingo's Collar 	Captain Dog
Paw Prints 	Bingo 	Orange Bone 	A.R.F. 	Hissy's Bow 	Bingo's Lightning Bolt
Rolly's Collar 	White Gear 	Red Bone 	Pink Game Mat 	Blue Gear 	Star
Lightning Bolt 	Hissy 	Dog Tag 	Trophy 	Rolly 	Bingo's skateboard





MEET A.R.F.

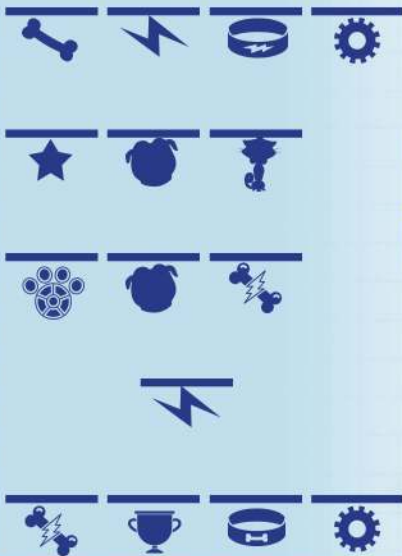
Bingo and Rolly's
Auto-Doggie Robotic Friend




Can you use the key below to decode each message from A.R.F.?

A	B	C	D	E	F	G	I	K	L	M	N	O	R	S	T	Y

A.R.F. wants to...



A.R.F. is ready to...




A.R.F. will always...



Disney
**PUPPY
DOG
PALS**

NEW SERIES
Disney
JUNIOR



Disney
**PUPPY
DOG
PALS**

NEW SERIES

Disney
JUNIOR

ROLLY

