

ILLUMINATION PRESENTS

minions

THE RISE OF GRU

ACTIVITY KIT



LEARN ABOUT YOUR CHINESE ZODIAC SIGN

ILLUMINATION PRESENTS
minions
 THE RISE OF GRU
WATCH NOW



DOG
 Lovely
 Honest
 Prudent



MONKEY
 Sharp
 Smart
 Curious



OX
 Dependable
 Strong
 Determined



DRAGON
 Confident
 Intelligent
 Enthusiastic




RAT
 Quick-witted
 Resourceful
 Versatile



ROOSTER
 Observant
 Hardworking
 Courageous



GOAT
 Calm
 Gentle
 Sympathetic



SNAKE
 Enigmatic
 Intelligent
 Wise




HORSE
 Animated
 Active
 Energetic



RABBIT
 Elegant
 Kind
 Responsible



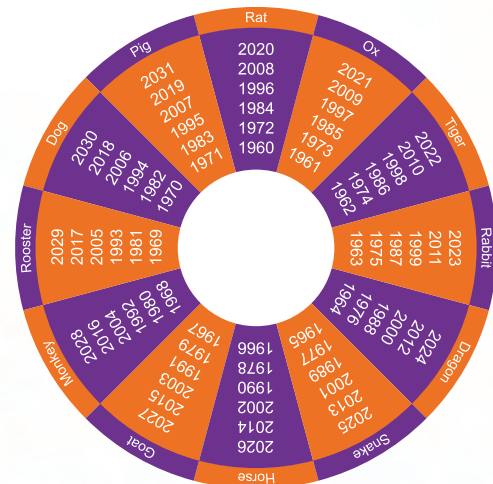
TIGER
 Brave
 Confident
 Competitive



PIG
 Compassionate
 Generous
 Diligent

WHAT CHINESE ZODIAC SIGN ARE YOU?

Using the chart to the right, find your birth year and the animal associated with that sign.



CRAFT

ILLUMINATION PRESENTS
minions
THE RISE OF GRU
WATCH NOW

MAKE MINI DISCO BALLS

SUPPLIES:

- Mini styrofoam crafting balls
- Sequins
- String
- Hot-glue gun

INSTRUCTIONS:

- Sort your sequins by color.
- Begin by gluing the sequins on, one by one.
- Overlap each sequin a little until the entire surface is covered.
- Glue a loop of string under your last sequin so it can be hung.
- Turn off the lights and shine a flashlight at the ball to start your disco party.



CRAFT

ILLUMINATION PRESENTS
minions
THE RISE OF GRU
WATCH NOW

MAKE YOUR OWN PET ROCK

SUPPLIES:

- Smooth round rock
- Glue stick
- Permanent black marker
- Fun fur
- Googly eyes
- Pom poms
- Paint and paintbrush

INSTRUCTIONS:

- Prime rock by gently cleaning the surface.
- Paint the base color.
- Add details. Draw or paint a mouth with teeth.
- Glue on the eyes, pompoms, and fun fur for hair.



RECIPE

ILLUMINATION PRESENTS
minions
THE RISE OF GRU
WATCH NOW

BANANA MILKSHAKE

INGREDIENTS:

- 2 bananas, peeled and cut into pieces
- 1 1/2 cups vanilla ice cream
- 1/2 cup whole milk
- 1/2 teaspoon ground cinnamon

INSTRUCTIONS:

- Place the bananas on a plate and freeze for 20 minutes.
- Place the bananas in the blender.
- Add in ice cream and whole milk. Sprinkle the ground cinnamon.
- Blend for 12 to 18 seconds until all is mixed.
- Serve immediately with whipped cream and cinnamon.




FLAT OTTO

ILLUMINATION PRESENTS
minions
THE RISE OF GRU
WATCH NOW


DECORATE AND CUT OUT YOUR FLAT OTTO!

Color in Otto and use the accessories on the next page to prepare him for your next adventure together.




FLAT OTTO ACCESSORIES

ILLUMINATION PRESENTS
minions
THE RISE OF GRU
WATCH NOW



FLAT OTTO ACCESSORIES

ILLUMINATION PRESENTS
minions
THE RISE OF GRU
WATCH NOW




MAZE

ILLUMINATION PRESENTS
minions
THE RISE OF GRU
WATCH NOW




Help Otto find his way to San Francisco
on his quest to find his "Mini-boss" Gru.




COLORING SHEET

ILLUMINATION PRESENTS
minions
THE RISE OF GRU
WATCH NOW



COLORING SHEET

ILLUMINATION PRESENTS
minions
THE RISE OF GRU
WATCH NOW



COLORING SHEET

ILLUMINATION PRESENTS
minions
THE RISE OF GRU
WATCH NOW

